

Nova Hreod Academy

PPE1 Mock Exams

*Assessment Advice for Year 11
Parents and Students*

Introduction.....	3
Exam Timetable.....	5
English Language.....	6
English Literature	7
Mathematics.....	8
Science.....	9
Triple Science.....	10
Geography	11
History	13
French.....	14
Hospitality and Catering	17
Health and Social Care.....	18
Drama	19
Business	21
Creative i-media	23
Art and Design	25
Photography	27
Music	29
Religious Studies.....	30

Introduction

Getting ready for all your exams and assessments is an important thing to do. Being prepared will mean you will be more successful and should also make you feel less anxious during exams.

These tips are designed to help you get ready for PPE1 with minimum stress and maximum success. Remember: everyone can experience success in assessments, especially if they are well prepared and determined to do their very best.

If, after reading this booklet, you have any further questions about how to best prepare for your assessments, please contact your subject teacher, Mr. Gordon or Miss Sayers.

The three secrets of success:

The strategies which will help you to be successful in exams and assessments are the same as the strategies which will help you to be successful in lessons:



1. Attend all of your lessons and your exams_

Every lesson is vital but the guidance you will get from your teachers before your exams ensure that you are as prepared as possible.

Be in school for all of your exams and sit all of your exams. If you are absent, you will need to catch up. This will mean you won't be able to prepare as well for your exams and it may make you feel more anxious about your exams.



2. Give 100% effort_

Your PPEs are opportunities for you to practice before the real thing. Putting the effort in before your exams and during them will make you better prepared for your actual exams and will give your teachers a clear idea of where your strengths are and where you need to improve.



3. Do independent revision_

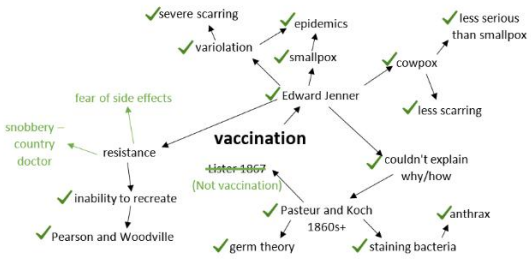

Most of the home study you are set is revision. However, home study is set for whole classes, not for you personally. Doing independent revision means that you will be able to close specific gaps which you have.

Revision strategies:

You have been learning how to revise since the end of year 10. You should be using these strategies every day but, if you haven't, now is the time to start.

Remember to have a specific place to revise and work which is free from distractions. If you can't find a distraction-free space at home, use study base. When you're revising, remember to also take breaks roughly every 25 minutes. This will allow you to stay focused for longer.

There are lot of different ways to revise, but we recommend these four strategies as some of the most effective and efficient methods:

<p>Retrieval practice: Do I know <i>this</i>?</p> <table border="1" data-bbox="354 248 651 562"> <thead> <tr> <th colspan="2">Topic</th> </tr> </thead> <tbody> <tr> <td>Question 1</td> <td>Answer 1</td> </tr> <tr> <td>Question 2</td> <td>Answer 2</td> </tr> <tr> <td>Question 3</td> <td>Answer 3</td> </tr> <tr> <td>Question 4</td> <td>Answer 4</td> </tr> <tr> <td>Question 5</td> <td>Answer 5</td> </tr> <tr> <td>Question 6</td> <td>Answer 6</td> </tr> </tbody> </table>	Topic		Question 1	Answer 1	Question 2	Answer 2	Question 3	Answer 3	Question 4	Answer 4	Question 5	Answer 5	Question 6	Answer 6	<p>Knowledge dumps: What do I know?</p> 
Topic															
Question 1	Answer 1														
Question 2	Answer 2														
Question 3	Answer 3														
Question 4	Answer 4														
Question 5	Answer 5														
Question 6	Answer 6														
<p>Flashcards: Do I know <i>this</i>?</p> <div data-bbox="296 701 699 1072" style="border: 1px solid black; padding: 10px; text-align: center;"> <p style="font-size: 2em; margin: 0;">osmosis</p> <hr style="border-top: 1px dashed black; margin: 5px 0;"/> <p style="margin: 0;">Net movement of water from a high concentration to low concentration across a partially permeable membrane</p> </div>	<p>Exam questions/deliberate practice: Can I actually <i>use</i> the knowledge that I know?</p> 														

Whatever method you use for revision, make sure that you're **thinking hard**. If you're not thinking hard (e.g. if you're actually just copying), you're wasting precious time.

Maintaining your wellbeing during PPE1:

- Take care of your physical health. If you aren't currently in good habits, now is the time to start! Make sure that you...
 - ...get enough sleep and that you have a regular sleep routine, even at weekends.
 - ...eat breakfast!
 - ...get some exercise, even if it's just walk outside to get some fresh air.
 - ...avoid drinking energy drinks or a lot of caffeine; these drinks are unhealthy and will ultimately just make you feel worse.
- Plan in some rewards for yourself, even if it's just watching an episode of a show you enjoy.
- Create situations in which it's easy for you to do the right thing when you're revising; give your phone or your games controllers to your parents or carers or work in study base before going home.
- Avoid talking about exams straight after you've sat them; this will only make you and your friends anxious, even if you think it went well. Give it a couple of hours and then talk about it if you want to.

PPE1 Timetable 2024

	Monday 11th November	Tuesday 12th November	Wednesday 13th November	Thursday 14th November	Friday 15th November
Tutor 8.20 - 9.00					
P1 9.00 - 10.00		English Language (1h 45) Revision 9.00 - 9.10 (10m) Exam 9.10 - 10.55 Access (+27m) - 2h 12m No revision Exam 9.00 - 11.12		History Paper 1 - 2h Revision 8.30 - 9.00 (30m) Exam 9.00 - 11.00 Access (+30m) 2h 30m No Revision Exam 8.30 - 11.00	Science - Biology Combined 1h 15m Revision 9.00 - 9.40 (40m) Exam 9.40 - 10.55 Access (+19m) 1h 34m Revision 9.00 - 9.21 (21m) Exam 9.21 - 10.55 Triple Science Biology (1h45m) Revision 9.00 - 9.10 (10m) Exam 9.10 - 10.55 Access (+27m)2h 12m No Revision Exam 9.00 - 11.12
P2 10.00 - 11.00					
P3 11.25 - 12.25	Maths Paper 1 (1h 30m) Revision 11.25 - 11.50 (25m) Exam 11.50 - 13.20 Access (+23m) 1h 53m No Revision Exam 11.27- 13.20		Geography Paper 1 (1h 30m) Revision 11.25 - 11.50 (25m) Exam 11.50 - 13.20 Access (+23m) 1h 53m No Revision Exam 11.27- 13.20		
P4 12.25 - 13.25					
P5 14.00 - 15.00			French Listening Foundation 35m Revision 14.00-14.30 Exam - 14.30 - 15.05 Access (+9m) 44m Revision 14.00 - 14.10 Exam 14.10 - 14.54 Higher 45m No Revision Exam 14.05 - 14.50 Access (+12m) 57m No Revision Exam 14.03 - 15.00	French Reading Foundation: 45m Exam 15.10 - 15.55 Access (+12m) 57m Exam 14.58 - 15.55 Higher: 1h No Revision Exam 14.55 - 15.55 Access (+15m) 1h 15m Exam 15.00 - 16.15	
P6 15.00 - 16.00					
Break 11.00	Break 11.00	Break 11.00	Break 11.00	Break 11.00	Break 11.00
Lunch 13.25 - 14.00	Lunch 13.25 - 14.00	Lunch 13.25 - 14.00	Lunch 13.25 - 14.00	Lunch 13.25 - 14.00	Lunch 13.25 - 14.00

	Monday 18th November	Tuesday 19th November	Wednesday 20th November	Thursday 21st November	Friday 22nd November
Tutor 8.20 - 9.00					
P1 9.00 - 10.00		Business Studies (1h 45m) Revision 9.00 - 9.10 (10m) Exam 9.10 - 10.55 Access (+27m) - 2h 12m No revision Exam 9.00 - 11.12		Science - Chemistry Revision 9.00 - 9.40 (40m) Exam 9.40 - 10.55 Access (+19m) 1h 34m Revision 9.00 - 9.21 (21m) Exam 9.21 - 10.55 Triple Science Chemistry (1h45m) Revision 9.00 - 9.10 (10m) Exam 9.10 - 10.55 Access (+27m) 2h 12m No Revision Exam 9.00 - 11.12	English Literature (1h 45) Revision 9.00 - 9.10 (10m) Exam 9.10 - 10.55 Access (+27m) - 2h 12m No revision Exam 9.00 - 11.12
P2 10.00 - 11.00					
Break 11.00	Break 11.00	Break 11.00	Break 11.00	Break 11.00	Break 11.00
P3 11.25 - 12.25	Maths Paper 2 (1h 30m) Revision 11.25 - 11.50 (25m) Exam 11.50 - 13.20 Access (+23m) 1h 53m No Revision Exam 11.27- 13.20		Geography Paper 2 (43m) Revision 11.25 - 11.37 (12m) Exam 11.37 - 12.20 Access (+11m) 54m No Revision Exam 11.26 - 12.20 Geography Paper 3 (36m) Revision 12.25 - 12.44 (19m) Exam 12.44 - 13.20 Access (+9m) 45m Revision 12.25 - 12.35 (10m) Exam 12.35 - 13.20		
P4 12.25 - 13.25					
Lunch 13.25 - 14.00	Lunch 13.25 - 14.00	Lunch 13.25 - 14.00	Lunch 13.25 - 14.00	Lunch 13.25 - 14.00	Lunch 13.25 - 14.00
P5 14.00 - 15.00			Drama (1h 30m) Revision 14.00 - 14.25 (25m) Exam 14.25 - 15.55 Access (+23m) - 1h 53m No Revision Exam 14.02 - 15.55 Religious Studies Paper 1 (1h 20m) Revision 14.00 - 14.25 (25m) Exam 14.25-15.45 Access (+20m) - 1h 40m No Revision Exam 14.02 - 15.42		
P6 15.00 - 16.00					

	Monday 25th November	Tuesday 26th November	Wednesday 27th November	Thursday 28th November	Friday 29th November
Tutor 8.20 - 9.00					
P1 9.00 - 10.00		Science - Physics Revision 9.00 - 9.40 (40m) Exam 9.40 - 10.55 Access (+19m) 1h 34m Revision 9.00 - 9.21 (21m) Exam 9.21 - 10.55	History Paper 2 (1h) Revision 8.30 - 8.55 Exam 8.55 - 9.55 Access (+15m) 1h 15m Revision 8.30 - 8.40 Exam 8.40 - 9.55	Hospitality & Catering (1h 30m) Revision 9.00 - 9.25 (25m) Exam 9.25 - 10.55 Access (+23m) - 1h 53m No Revision Exam 9.02 - 10.55	French Writing Foundation 1h 15m: Revision: 9.00 - 9.40 Exam: 9.40 - 10.55 Access (+19m) 1h 34m Revision 9.00 - 9.21 Exam 9.21 - 10.55 Higher 1h 20m: Revision - 9.00 - 9.35 Exam - 9.35 - 10.55 Access (+20m) 1h 40m Revision 9.00 - 9.15 Exam 9.15 - 10.55
P2 10.00 - 11.00		Triple Science Physics (1h45m) Revision 9.00 - 9.10 (10m) Exam 9.10 - 10.55 Access (+27m)2h 12m No Revision Exam 9.00 - 11.12			
	Break 11.00	Break 11.00	Break 11.00	Break 11.00	Break 11.00
P3 11.25 - 12.25	Maths Paper 3 (1h 30m) Revision 11.25 - 11.50 (25m) Exam 11.50 - 13.20 Access (+23m) 1h 53m No Revision	Business Paper 2 (50m) No Revision Exam 11.35 - 12.25 Access (+13m) 1h 3m No Revision Exam 11.25 - 12.25			
P4 12.25 - 13.25	Exam 11.27- 13.20				
	Lunch 13.25 - 14.00	Lunch 13.25 - 14.00	Lunch 13.25 - 14.00	Lunch 13.25 - 14.00	Lunch 13.25 - 14.00
P5 14.00 - 15.00			Music 1h 15m Revision 14.00 - 14.40 Exam 14.40 - 15.55 Access(+19m)1h 34m Revision 14.00- 14.21 Exam - 14.21- 15.55	Religious Studies Paper 1 (1h 20m) Revision 14.00 - 14.25 (25m) Exam 14.25-15.45 Access (+20m) - 1h 40m No Revision Exam 14.02 - 15.42	
P6 15.00 - 16.00					

Students will be assessed on Paper 2 (Non-Fiction) in this PPE.
The paper is 1 hour 45 minutes in total.

Section A: Reading

Students will read an unseen fiction text then answer four questions to test their reading skills (inference and analysis) and their understanding of writers' use of language and other non-fiction methods.

Section B: Writing

Students will write their own non-fiction text. They will be marked on their content/organisation as well as their technical accuracy.

Skills being assessed:

Reading:

- Understanding non-fiction texts
- Selecting appropriate evidence
- Inference
- Analysing language and other methods

Writing:

- Using linguistic techniques
- Using structural techniques
- Accurate grammar/sentence structures
- Effective vocabulary

Resources to help students revise and prepare:

Class exercise books
Period 0 books
Practice papers available from your teacher
Bedrock Vocabulary
Seneca

Top tips for these exams:

Stick to the times for each question and use every minute of the exam time.
Read the texts very carefully.
Know the structures for the questions you have been taught – check back through your class books.
Remember the steps for language analysis: meaning – associations – suggests in this context
Plan your Q5 before writing.
Re-read your writing and check your SPAG in your Q5 response – it is worth a huge 16 marks.

English Literature

Contact: novaenglishenquiries@novahreodacademy.org.uk

Students will be assessed on part of Literature Paper 2 (An Inspector Calls and Power+Conflict Poetry) in this PPE.

This mock paper is 1 hour 45 minutes in total.

An Inspector Calls (30 marks+4 marks for SPaG) + Power and Conflict Poetry (30 marks)

Each question will require an essay response. For An Inspector Calls, they will be given a choice of two questions (no extract); they will need to write about a character or theme across the whole text. For poetry, they will be given a copy of one poem and they will need to choose one of the other poems to compare with on a given theme. Students must plan their essays and maintain focus on the topic of the question throughout their essay. They will not have a copy of texts but need to use quotations to support their argument and to analyse the writer's intentions.

Resources to help students revise and prepare:

Class books

Revision packs from teachers

Their own annotated copies of texts

Seneca

Online revision videos e.g. Mr Bruff

York Notes/CGP revision guides and flashcards

Top tips for these exams:

Use every minute of the exam time.

Plan carefully before writing – line of argument (thesis) and four moments.

Include a thesis/big idea that every paragraph links back to.

Use precise vocabulary and check you have spelt key words correctly.

The examinations:

Students will complete 3 full GCSE mock papers. Each paper is equally weighted and your final score out of 240 will determine your final grade.

Paper 1 is worth 80 marks and is non calculator.

Papers 2 and 3 are worth 80 marks and a calculator is allowed.

Work will be based on everything that has been covered in years 9, 10 and so far in year 11.

The exams will be tiered into Foundation and Higher. We use the Pearson **Edexcel** exam board.

Topics which will be covered in the exams:

Foundation

- Number (25%)
- Algebra (20%)
- Geometry and Measure (15%)
- Ratio and Proportion (25%)
- Data Handling and Probability (15%)

Higher

- Number (15%)
- Algebra (30%)
- Geometry and Measure (20%)
- Ratio and Proportion (20%)
- Data Handling and Probability (15%)

Resources to help students revise and prepare:

Students will complete some revision in lessons, but it is essential students carry out independent revision using [Sparx](#) (XP Boost, Target or Independent Practice) or by accessing past papers and online paper walkthroughs on YouTube. Please see the links below for this.

Past exam papers, worksheets and mark schemes:

[GCSE Maths Revision | Past Papers | Worksheets | Online Tests \(mathsmadeeasy.co.uk\)](#)

Edexcel Exam Paper Walkthroughs by Maths Made Easy:

[MME - YouTube](#)

Top tips for these exams:

Most importantly, please heed the message that you must do independent revision for these exams.

As we are at the start of year 11 and this is a full exam series, there will be some question you have yet to cover. This is normal at this point of the year and will be the same for many schools, including the 50+ within United Learning who we share and analyse results with

When in the exam hall, it is very important that you show all of your workings out, especially on the calculator papers, and that you take your time and work slowly through the paper. Make sure that you answer every question, even if you think you don't know how.

If you have time, you should always go back and check your answers to try and eliminate any silly mistakes. Don't just flick through your paper, redo calculations to check if you still get the same answer.

Students will sit three papers: **Each paper is 1 hr 15 mins**

Resources to help students revise and prepare for PPEs:

Revision checklist (below triple science in this booklet)

Tassomai – you can use your homestudy platform to help you with your knowledge quizzing and identify gaps in your knowledge (your tree)

Knowledge organisers – these will be distributed to students via E-praise prior to the PPE1 assessments.

Class Exercise Books and/or Booklets – These should contain all the notes you need to begin your revision. Speak to your Y11 teacher to get these back.

Oak National lessons - [Curriculum - Continuityoak.org.uk](http://Curriculum-Continuityoak.org.uk)

Click explore lessons, then KS4 Science combined FT or HT. Then click into the subject and the topics below.

www.my-GCSEscience.com

BBC bitesize

www.aqa.org.uk for past exam papers

CPG trilogy revision cards Biology ISBN 978 1 78908 055 1

CPG trilogy revision cards Chemistry ISBN 978 1 78908 056 8

CPG trilogy revision cards Physics ISBN 978 1 78908 057 5

PPE1 and paper 1's - NOV 2024

Biology	Chemistry	Physics
Cell Biology	Atomic structure	Particle model
Organisation	Bonding	Energy
Infection and response	Quantitatively chemistry	Electricity
Bioenergetics	Chemical Changes	Atomic structure
	Energy Changes	

PPE2 and paper 2's - MARCH 2025

Biology	Chemistry	Physics
Homeostasis	Rates	Forces
Ecology	Organic chemistry	Waves
Inheritance and evolution	Chemical analysis	Magnetism and electromagnetism
	Chemistry of the atmosphere	
	Using resources	

Top tips for these exams:

- The number of marks available for each question is a rough indicator of how many key points you need to make in your answer and how many minutes to spend on the question. 2 marks = 2 points = 2 minutes.
- There will be lots of opportunities to demonstrate your graph skills – remember to plot points accurately and draw a single, smooth line of best fit.
- When doing calculations remember VESRAU (values, equation, substitute, rearrange, answer, units)
- When writing about practical activities, remember, independent, dependent, control - equipment, range, interval, repeat - anomaly, mean, round
- Make sure you understand the command words:
 - Describe - recall some facts, events or process in an accurate way.
 - Explain - make something clear or state the reasons for something happening.
 - Evaluate - use the information supplied, as well as your own knowledge to outline advantages and disadvantages.
 - Give - Only a short answer is required, not an explanation or a description.

Students will sit three papers: **Each paper is 1 hr 45 mins**

Resources to help students revise and prepare for paper 1:

Revision checklist (below triple science in this booklet)

Tassomai – you can use your homestudy platform to help you with your knowledge quizzing and identify gaps in your knowledge (your tree)

Knowledge organisers – these will be distributed to students via E-praise prior to the PPE1 assessments.

Class Exercise Books and/or Booklets – These should contain all the notes you need to begin your revision. Speak to your Y11 teacher to get these back.

Oak National lessons - [Curriculum - Curriculum \(continuityoak.org.uk\)](http://Curriculum - Curriculum (continuityoak.org.uk))

Click explore lessons, then KS4 Science combined FT or HT. Then click into the subject and the topics below.

www.my-GCSEscience.com

BBC bitesize

www.aqa.org.uk for past exam papers

CPG revision cards Biology ISBN 978 1 78908 052 0

CPG revision cards Chemistry ISBN 978 1 78908 053 7

CPG revision cards Physics ISBN 978 1 78908 054 4

PPE1 and paper 1's - NOV 2024

Biology	Chemistry	Physics
Cell Biology	Atomic structure	Particle model
Organisation	Bonding	Energy
Infection and response	Quantitatively chemistry	Electricity
Bioenergetics	Chemical Changes	Atomic structure
	Energy Changes	

PPE2 and paper 2's - MARCH 2025

Biology	Chemistry	Physics
Homeostasis	Rates	Forces
Ecology	Organic chemistry	Waves
Inheritance and evolution	Chemical analysis	Magnetism and electromagnetism
	Chemistry of the atmosphere	Space
	Using resources	

Top tips for these exams:

1. The number of marks available for each question is a rough indicator of how many key points you need to make in your answer and how many minutes to spend on the question. 2 marks = 2 points = 2 minutes.
2. There will be lots of opportunities to demonstrate your graph skills – remember to plot points accurately and draw a single, smooth line of best fit.
3. When doing calculations remember VESRAU (values, equation, substitute, rearrange, answer, units)
4. When writing about practical activities, remember, independent, dependent, control - equipment, range, interval, repeat - anomaly, mean, round
5. Make sure you understand the command words:
 - a. Describe - recall some facts, events or process in an accurate way.
 - b. Explain - make something clear or state the reasons for something happening.
 - c. Evaluate - use the information supplied, as well as your own knowledge to outline advantages and disadvantages.
 - d. Give - Only a short answer is required, not an explanation or a description.
 - e. Evaluate - use the information supplied, as well as your own knowledge to outline advantages and disadvantages.
 - f. Give - Only a short answer is required, not an explanation or a description.

The examinations:

Paper 1

1 hour 30 minutes

Living with the physical environment

Section A: Challenge of Natural Hazards

Section B: The Living World

Section C: Physical Landscapes of the UK

Students should answer all questions in Section A

Answer two questions in Section C (rivers and coasts, not glaciation)

Paper 2

1 hour and 30 minutes

Challenges in the Human Environment

Section A: Urban Issues and Challenges

Section B: Changing Economic World

Paper 3

1 Hour and 30 minutes

Geographical application

Section B: Fieldwork

Topics which will be covered in the exam:

Paper 1

The challenge of natural hazards:

- Advantages and disadvantages of living in areas at risk from tectonic hazards
- Plate boundaries (figure)
- Destructive plate margin – volcanoes and earthquakes (figure)
- Planning to reduce effects of tectonic hazards
- Global atmospheric circulation (figure)
- Rainfall at the equator
- Causes of climate change – human vs natural (figure)

The living world

- Biodiversity
- Levels of biodiversity in Tropical Rainforests
- Plant adaptations Hot deserts
- Challenges of living in hot deserts - THAR (inaccessibility and extreme temperatures)
- Debt reduction in managing tropical rainforests
- Should tropical rainforests be protected from economic development?

Physical Landscapes in the UK:

- Physical landscapes in the UK

Coastal landscapes in the UK (Dorset Coastline)

- OS map, direction, distance, symbols.
- Types of mass movement
- Spit formation
- Positive and negatives of soft engineering (figure)

River landscapes in the UK (The River Tees, Cockermouth flood management)

- OS map features, relief and direction

- Changes in river valley
- Ox-bow Lake
- Flood management strategies (social and environmental) (figure).

Paper 2

Urban Issues and Challenges:

- Rural-urban migration
- Urban sustainability – managing transport
- Urban sustainability – green spaces (figure)
- OS map – direction and grid reference
- Impact of urban sprawl
- Air pollution LIC/NEE
- Challenges of urban growth LIC/NEE

Changing Economic World:

- Causes of international migration
- Social context of an LIC/NEE
- Change in India's economic structure, due to TNC Unilever
- Aid
- Reducing the development gap
- Social and economic changes in rural areas within the UK – South Lakeland and North Somerset

Resources to help students revise and prepare:

Knowledge organisers all available on E-praise or can be printed out for students.

Flash Cards have been handed out or more can be printed, come to FE7 and ask.

Oak National online lesson platform.

CGP revision guides

Past paper questions can be given out (collect from FE7) and handed back answered to your geography teacher. Will be marked and feedback given.

Top tips for these exams:

1. Know the command words.
Describe – say what you see.
Explain – Give reasons.
2. A conclusion is needed for the command words evaluate, assess, to what extent and discuss.
3. Watch your timings. It's a minute a mark.
4. Processes, outlined, sequence for landform questions.
5. Write something for EVERY question!
6. Don't forget AKUU for evaluate, to what extent and discuss questions.
7. Don't forget PLC, Place located content. E.G, not just India. India, Mumbai Dharvi squatter settlement.
8. Write a Plan for every 6- and 9-mark question, only use 1-2 minutes on this max.

The examinations:

Paper 1 (2 hours):

Britain, Health, and the People: c1000 to the present day
Norman England c1066-1100

Paper 2 (1 hour):

America 1840-95: expansion and consolidation

Topics which will be covered in the exams:

Britain, Health, and the People:

- Surgery and anatomy through time
- The treatment and prevention of disease in the Middle Ages and the Renaissance
- The impact of different factors on the treatment and prevention of disease
- Public health in the 19th century

Norman England:

- The struggle for the English throne in 1066
- The tactics which the Normans used to subdue rebellions and consolidate their control of England
- Changes to life in England because of the Norman Conquest
- Religious reform in Norman England, including Durham Cathedral as Y11's historical site

America 1840-95:

- Migration West before the American Civil War
- Native American culture
- Conflicts between Native Americans and US citizens
- The American Civil War and Reconstruction
- Migration West (to the Plains) after the American Civil War
- The destruction of the Native American Way of Life

Resources to help students revise and prepare:

- All of the content which will be assessed in these exams is available as assignments on Seneca which are labelled as "PPE1 revision".
- All Y11 history pupils will be given revision folders before PPE1. These will contain lesson booklets, links to revision resources, and links to recordings of most lessons from the Normans and America 1840-95.
- Miss Sayers has made a range of flashcards which can be used to revise all three units which will be assessed in PPE1. They can be found here: <https://quizlet.com/MissSayers/sets>
- There are packs of exam questions at the back of FE9 for all of the exam question types which you have studied so far. When you complete one of these questions, hand it in to your History teacher who will give you individual feedback.

Top tips for these exams:

- Spend roughly 5 minutes per 4 marks (i.e. you should spend 10 minutes on an 8-mark question)
- Answer every question!
- Answer the highest mark questions first (16 marks or 12 marks).
- Plan your answers to the 16-mark and 12-mark questions.
- In the America paper, answer questions 1, 2, and 3 together.
- When answering the 16-mark question in the Normans paper, you *have to* refer to Wales and the Welsh Marches.

The examination

Students will sit 4 examinations. Listening, Speaking, Reading and Writing

Paper 1 Listening 25%	Time	Questions	There is no requirement for students to produce written responses in French.
Foundation	30 minutes and 5 minutes' reading time	<ul style="list-style-type: none"> Section A contains questions set in English. The instructions to students are in English. Section B contains two questions set in French. The instructions to students are in French. 	
Higher	45 minutes and 5 minutes reading time	<ul style="list-style-type: none"> Section A is set in French. The instructions to students are in French. Section B is set in English. The instructions to students are in English. 	

Paper 2 Speaking 25%	Time (Students will receive their slots in advance)	Questions
Foundation	7–9 minutes plus 12 minutes preparation time	There are three tasks which must be conducted in the following order: Task 1 – a role play based on one topic that is allocated by Pearson. Task 2 – questions based on a picture stimulus based on one topic that is allocated by Pearson. Task 3 – conversation based on two themes. The first theme is based on the topic chosen by the student in advance of the assessment. The second theme is allocated by Pearson.
Higher	10–12 minutes plus 12 minutes preparation time	

Paper 3 Reading 25%	Time	Questions
Foundation	45 minutes	Students are assessed on their understanding of written French across a range of different types of texts, including advertisements, emails, letters, articles and literary texts. Students are required to respond to multiple-response and short-answer questions based on these texts. Students must answer all questions in each of the three sections: Section A is set in English. The instructions to students in English. Section B is set in French. The instructions to students in French Section C includes a translation passage from French into English with instructions in English.
Higher	60 minutes	

Paper 4 Writing 25%	Time	Questions
Foundation	70 minutes	Students are assessed on their ability to communicate effectively through writing in French for different purposes and audiences. Students are required to produce extended responses of varying lengths and types to express ideas and opinions in French. The instructions to students are in French. Word counts are specified for each question. Students must answer all questions.
Higher	80 minutes	

		<p>Foundation tier – 1. 20-30 word photo description and opinion, 2. 40-50 word question, 3. 80-90 word question and 4. A list of sentences to translate to French.</p> <p>Higher tier – 1. 80-90 word question, 2. 130-150 word question and 3. a passage to translate to French.</p>
--	--	--

CONTENT YOU NEED TO KNOW

Topics which will be covered in the exams:

Theme: Identity and culture	<ul style="list-style-type: none"> Who am I? relationships; when I was younger; what my friends and family are like (physical description {hair, eyes, glasses} and personality); what makes a good friend (he/she helps me, supports me, listen to me); interests (music, reading, sports, apps); socialising with friends and family; role models Daily life: customs and everyday life; food and drink; shopping; social media and technology (use of, advantages and disadvantages) Cultural life: reading (books, magazines, comics); music; sport; film and television, celebrations (Bastille Day, Christmas, New Year) and birthday (what you did on your birthday, what you do and what you are going to do) Using languages to describe your favourite activities or hobbies (I like, I love, I prefer) What you do after school, every weekend, etc.
Theme: Local area, holiday and travel	<ul style="list-style-type: none"> Describing your house/flat and area; what's your area well known for; what issues there are what you will do to make change {using simple future}. Holidays: preferences; experiences; and destinations; describing past holidays (where I went {using the perfect tense} and how it was {using imperfect}) Travel and tourist transactions: travel and accommodation; asking for help and dealing with problems; directions; eating out; shopping Town, region and country: weather; places to see; things to do
Theme: School	<ul style="list-style-type: none"> What school is like: school types; school day; subjects and teachers; school rules; comparing primary school vs secondary school School activities: school trips; events; exchanges
Theme: Future aspiration, study and work	<ul style="list-style-type: none"> Jobs; what you do at work; other people jobs; describing job experiences; applying for a job. Importance of languages (reasons and justification why to study a language) Future aspiration and plans (getting married, being millionaire, being happy, learning to drive, passing exams) Taking a gap year abroad. What would you do if you had time/money
Theme: International and global dimension	<ul style="list-style-type: none"> Considering global issues and their impact on parts of society and the environment (War, pollution, unemployment) What actions we can take to help. Looking after the environment (recycling, what we can do at home) Talking about international sporting events (Olympics, Tour de France, Carnaval)

Resources to help students revise and prepare:

<ul style="list-style-type: none"> Kate Languages revision booklets on epraise (reading and listening) Your Year 10 exercise book from last year! You will find great examples of vocab, structures and grammar explanations you need. It also includes example exam questions. Verb conjugation: https://leconjugueur.lefigaro.fr/french/verb/ Past tense explanation: The Perfect Tense in French - How To Form The Past Tense - GCSE French - YouTube Speaking preparation booklet Knowledge Organisers Various tailored paper revision materials available from teachers. Speak to your teacher for more information.
--

Top tips for these exams:

Listening:

- Use the 5 minutes provided to read all the questions. Make annotations about the question so you know what to expect. Predict before listen.
- Remember you will be listening **twice**, so during the first time make a mark of your possible answer, then use the second time to verify your answer and fill in any gaps.
- Don't leave any blank! If you miss the second time you listen, then read the question to fill the answer with the most suitable answer or option.
- Pay extra attention to connectives like *mais*, *cependant*, *par contre* and *cela dit*. As well as preferences, particularly negative words using *pas*. Remember some questions are about contrasting ideas or preferences. Don't rush your answer with the first French word you recognise. Listen for the full meaning of the extract by waiting for the end of each recording.

Speaking:

- Learn your mini-introduction off by heart. Questions following however will vary.
- Prepare two or three sentences for each question. It's better to have many ideas than just a few. Don't forget to show off using the great 'wow' phrases we have learned in lesson.
- Be very familiar with question phrases: *qui* (who); *quel/qu'est-ce que* (what); *quand* (when); *où* (where); *pourquoi* (why); *comment* (how); *combien* (how much); *à quelle heure* (at what time?); *décris-moi* (describe to me).
- Make sure your pronunciation is accurate and clear.

Reading:

- Identify the subject. Is it me, my friend, my parents or someone else?
- Some questions require your inferring skills. Don't look for literal answers. Example: they may be saying something about hobbies, and you can't find the word *loisirs* (hobbies), but maybe the text includes *la natation*, *l'équitation*, *la peinture* etc.

Writing:

- Annotate the main points: description, opinion, past, future and what each point is looking for in English.
- Identify the tenses *dernier*, *antérieurement*, *dans le passé* (past), *description*, *opinion*, *maintenant*, *actuellement*, *normalement* (present), *prochain*, *à l'avenir* (future)
- Q1 – Foundation Paper only. Photo description **and** opinion on topic.
- Q2 – Foundation Paper only. 40-50 word question. This question **does not** include a 'past tense' bullet point. Don't use it.
- Q3 for Foundation and Q1 (80-90 word) and Q2 (130-150 word) in Higher it's crucial you identify the tense (Description Present, Opinion Present, Past and Future) You must answer all the bullet points in the right order.
- 40-50 word, 80-90 word and 130-150 word questions require planning! Draw out the grid we practice in class and spend 5-10 minutes thinking before starting to write.

The examinations:

Students will be sitting:

Unit One: Hospitality and Catering Industry -Written Paper - 40% of their final mark - 90 Marks
1 hour and 30mins.

They have sat a 4hr practical exam in January/February 2024. This will be accompanied by an extended piece of work, based on a scenario set by the exam board, in the form of an e-portfolio. These will make up 60% of their overall grade.

Assessment Objectives

Below are the assessment objectives for this specification. Learners must:

- AO1 Demonstrate knowledge and understanding from across the specification.
- AO2 Apply skills (including practical skills), knowledge and understanding in a variety of contexts and in planning and carrying out investigations and tasks.
- AO3 Analyse and evaluate information, making reasoned judgements and presenting conclusions.

Topics which will be covered in the exams:

1. Job roles
2. Types of establishments
3. Specialist equipment
4. Job requirements(qualifications)
5. Job 'personal' attributes
6. Job contracts
7. Hospitality services
8. Use of technology and media
9. Health and safety
10. Allergies (visible and non-visible symptoms)
11. Food Labelling regulations
12. Environmental health officer (EHO)
13. Food poisoning
14. Residential provision

Resources to help students revise and prepare:

- Knowledge Organisers for each of the topics mentioned above (to be available in class and on epraise)
- BBC Bitesize - [GCSE Hospitality \(CCEA\) - BBC Bitesize](#)
- Revision guide – available on amazon: https://www.amazon.co.uk/Vocational-Award-Hospitality-Catering-Revision/dp/1913963322/ref=sr_1_1?crd=39QC6T7Y87SXG&keywords=hospitality+and+catering+study+and+revision+guide+2nd+edition&qid=1695843577&srefix=hospitality+%2Caps%2C144&sr=8-1

Top tips for these exams:

- Attempt to answer every question
- Check how many marks the question is worth – this is an indication of how much you are expected to write

The examinations:

Students will **not** be sitting an exam for PPE2 as they have only covered approximately one third on the content for Component 3.

The grade for PPE2 will be based on 'actual' external result for the Pearson Set Assignment (PSA1 and PSA2) sat in Y10 and Y11.

The grade for PPE2 will be based on the average of the two external results (if available from exam board).

The **overall grade** for the course is based on:

PSA1 – 30% - internally sat/marked; externally moderated

PSA2 – 30% - internally sat/marked; externally moderated

They will sit an external paper for Component 3 – terminal exam (May 2024) – 40%

Assessment

The three components in the qualification give learners the opportunity to develop applied knowledge and understanding of the health and social care sector, at Levels 1 and 2

Components

Learners are required to complete and achieve all three components in the qualification:

- Component 1 – Human Lifespan Development – PSA1
- Component 2 – Health and Social Care Services and Values – PSA2
- Component 3 – Health and Wellbeing – external synoptic

The three components focus on the assessment of applied knowledge and practices. These are all essential to developing a basis for progression and therefore learners need to achieve all components in order to achieve the qualification.

Resources to help students revise and prepare:

- Revision guide – available on amazon: [Pearson REVISE BTEC Tech Award Health and Social Care Revision Guide inc online edition - 2023 and 2024 exams and assessments: for home learning, 2022 and 2023 assessments and exams : Baker, Brenda: Amazon.co.uk: Books](#)

The examinations:

Paper 1 (1hr 30 mins):

Interpreting Theatre 60 marks 40% of total qualification

A COPY OF THE SET TEXT WILL BE PROVIDED FOR YOUR EXAM

Topics which will be covered in the exam:

Section A – The It by Vivienne Franzmann 45 Marks

A series of questions covering

- Genre
- Structure
- Character
- Form and style
- Language / dialogue
- Stage directions
- Social / cultural / historical context of the play
- Performance conventions
- Performance space
- Technical elements
- Physical and vocal performance skills

Section B – Live review 15 Marks

An essay question analysing and evaluating the Woman in Black (trip in January)

How is meaning communicated in the performance by-

- The actors
- The technical elements
- The director

What is your personal response?

Resources to help students revise and prepare:

[GCSE Drama - Eduqas - BBC Bitesize](#)

All of the following are on Epraise.

Note- the past papers are on the previous set text as this is the first year through for the new set texts.

- A digital copy of the play, The It by Vivienne Franzmann
- Two past papers – focus on DNA when looking at these.
- Two mark schemes for the past papers

In class we will be -

- Reading and performing the set text
- Developing exam technique
- Answering exam questions
- Making detailed revision notes about the set text and the Woman in Black (live performance)
- Carrying out a Walking Talking Mock, where we answer questions as a whole class.

Top tips for the exam:

- Spend 15 minutes reading the extract and planning your essay responses
- Spend 45 minutes on Section A
- Spend 30m minutes on Section B
- Use SPECIFIC EXAMPLES from the text / performance
- Use Key Terms.

The examinations:

EDEXCEL GCSE BUSINESS

Paper 1: Theme 1 – Investigating small business. 1hr45min exam. 50% of final grade (studied in Year 10)

Paper 2: Theme 2 – Building a business. 1hr45min exam. 50% of final grade (studied in Year 11)

Yr11:

PPE1 = Paper 1 (Theme 1) Yr10 content

PPE2 = Paper 1 (Theme 1) and Paper 2 (Theme 2)


Topics which will be covered in the exam:

Theme 1: Investigating small business (*Paper code: 1BS0/01)	Theme 2: Building a business (Paper code: 1BS0/02)
<i>Written examination: 1 hour and 45 minutes</i>	<i>Written examination: 1 hour and 45 minutes</i>
<i>50% of the qualification</i>	<i>50% of the qualification</i>
<i>90 marks</i>	<i>90 marks</i>
Content overview	Content overview
<ul style="list-style-type: none"> • Topic 1.1 Enterprise and entrepreneurship • Topic 1.2 Spotting a business opportunity • Topic 1.3 Putting a business idea into practice • Topic 1.4 Making the business effective • Topic 1.5 Understanding external influences on business 	<ul style="list-style-type: none"> • Topic 2.1 Growing the business • Topic 2.2 Making marketing decisions • Topic 2.3 Making operational decisions • Topic 2.4 Making financial decisions • Topic 2.5 Making human resource decisions
Assessment overview	Assessment overview
The paper is divided into three sections:	The paper is divided into three sections:
Section A: 35 marks	Section A: 35 marks
Section B: 30 marks	Section B: 30 marks
Section C: 25 marks.	Section C: 25 marks.
The paper will consist of calculations, multiple-choice, short-answer and extended-writing questions.	The paper will consist of calculations, multiple-choice, short-answer and extended-writing questions.
Questions in Sections B and C will be based on business contexts given in the paper.	Questions in Sections B and C will be based on business contexts given in the paper.
Calculators may be used in the examination. Information on the use of calculators during the examinations for this qualification can be found in <i>Appendix 4: Calculators</i> .	Calculators may be used in the examination. Information on the use of calculators during the examinations for this qualification can be found in <i>Appendix 4: Calculators</i> .

Resources to help students revise and prepare:

Suggested revision materials

Provided by the school:



Suggested activities:

- **Seneca Learning**
- **Flash cards, quizzing and mind maps using the Revision Guide**
- **Re-practising questions from the Exam Practice Workbook**

Top tips for the exam:

Use BLT – Because, Leading to, Therefore for all questions that are 3 marks and higher

Use AJIM – Answer, Justify, It depends on, Most important point for 9 mark and 12 mark questions

Remember EVERY answer in Section B and C has to show context

The examinations:

R093: Creative iMedia in the media industry. 1 hour 30 minutes

Worth 40% of the final grade

Topics:

The Media industry – Media industry sectors and products, Job roles in the media industry

Factors influencing product design – How style, content and layout are linked to the purpose, Client requirements and how they are defined, Audience demographics and segmentation, Research methods, sources and types of data, Media codes used to convey meaning, create impact and/or engage audiences

Per-production planning – Work planning, Documents used to support ideas generation, Documents that are used to design and plan media products, The legal issues that affect media

Distribution considerations – Distribution platforms and media to reach audiences, Properties and formats of media files.

Coursework:

R094: Visual identity and digital graphics

Worth 30% of the final grade

Completed in Year 10. This has been sent to the exam board and the marks have been verified. This grade was given during the BIE2 assessment period

R095: Characters and Comics

Worth 30% of the final grade

Completed in Year 11. The working at grade for this will be given during the PPE1 assessment period.

Resources to help students revise and prepare:

Suggested revision materials

Provided by the school:



Suggested activities:

- **Flash cards, quizzing and mind maps using the Revision Guide**
- **Re-practising questions from the Workbook**

Top tips for the exam:

Top tips for the exam:

Ensure you are writing enough for each mark. As a general rule you should write a sentence per mark, i.e three marks = three sentences

Plan your long answer questions, by doing a quick spider diagram

The examinations:

Students will not be sitting an exam for PPE1 or PPE2.

They will however be sitting a 5-hour Mock Practical on each occasion.

This time will enable them to produce an extended piece of work for their portfolio. This portfolio of work will make up 60% of their final mark.

The further 40% of their marks is made up from their final exam project which will be started in early Jan 2024. They will have a further mock to allow them to trial their ideas over an extended time. They will then complete their GCSE by sitting their practical exam. This will be 2 full 5-hour days. In this time, they will be required to work independently in exam conditions.

Portfolio – 60%	}	100%	25% for each Assessment Objective (AO)
Final Exam – 40%			

Assessment Objectives

Students should demonstrate skills and produce evidence for all four of these AO's. Each carries the possibility of 25% of their overall mark.

- **AO1:** Develop ideas through investigations, demonstrating critical understanding of sources.
- **AO2:** Refine work by exploring ideas, selecting and experimenting with appropriate media, materials, techniques and processes.
- **AO3:** Record ideas, observations and insights relevant to intentions as work progresses.
- **AO4:** Present a personal and meaningful response that realises intentions and demonstrates understanding of visual language.

Portfolio

This is the work collated over the 2-year course. Of which the student should have had four opportunities to sit mock exams. This extended period in mock exams give the student the experience needed to be resilient in their final 10-hour exam set over 2-days.

Within their portfolio, they need to submit between 2 – 3 projects. Of which one must be an extended project, usually dealing with one central theme set in year 10.

If this extended project is missing, it can seriously damage the expected results, as it makes up 60% of the marks. I will be working closely with students to build up this portfolio over the coming weeks.

Exam

The brief for this exam is issued in Jan 2024. Upon which the students are then allowed to select from the question choices.

The student will then work on this project gathering information and exploring their theme and ideas. They will trial these ideas in their next mock and then continue to develop their ideas in time to sit their 10-hour final practical exam in April.

It is important that the student keeps to tight deadlines regarding what aspect of the project needs to be completed by when. In doing so, we can ensure that they cover all the four AO's (Assessment Objectives).

Resources to help students revise and prepare:

- A weekly strategy plan for all the weeks leading up to the exam.
- Exemplar work to study and inspire them.
- Weekly Get Ahead or Catch-up sessions on a Wednesday after school.

ALL WELCOME.

Weekly strategy PPT

<https://novahreodacademy.sharepoint.com/:p/s/NHAAllstaff/ERofLkiSjJ1EhPiEHWMSZEwBv0U6f-8VLOo3kBbdLoOu1A?e=Rgcdka>

[A Guide To GCSE Art Final Piece 2018 | Superprof](#)
[exemplar level 9 art and design portfolio - Bing images](#)
[How to Get a 9 in GCSE Art - Think Student](#)

The examinations:

Students will not be sitting an exam for PPE1 or PPE2.

They will however be sitting a 5-hour Mock Practical on each occasion.

This time will enable them to produce an extended piece of work for their portfolio. This portfolio of work will make up 60% of their final mark.

The further 40% of their marks is made up from their final exam project which will be started in early Jan 2024. They will have a further mock to allow them to trial their ideas over an extended time. They will then complete their GCSE by sitting their practical exam. This will be 2 full 5-hour days. In this time, they will be required to work independently in exam conditions.

Portfolio – 60%	}	100%	25% for each Assessment Objective (AO)
Final Exam – 40%			

Assessment Objectives

Students should demonstrate skills and produce evidence for all four of these AO's. Each carries the possibility of 25% of their overall mark.

- **AO1:** Develop ideas through investigations, demonstrating critical understanding of sources.
- **AO2:** Refine work by exploring ideas, selecting and experimenting with appropriate media, materials, techniques and processes.
- **AO3:** Record ideas, observations and insights relevant to intentions as work progresses.
- **AO4:** Present a personal and meaningful response that realises intentions and demonstrates understanding of visual language.

Portfolio

This is the work collated over the 2-year course. Of which the student should have had four opportunities to sit mock exams. This extended period in mock exams give the student the experience needed to be resilient in their final 10-hour exam set over 2-days.

Within their portfolio, they need to submit between 2 – 3 projects. Of which one must be an extended project, usually dealing with one central theme set in year 10.

If this extended project is missing, it can seriously damage the expected results, as it makes up 60% of the marks. I will be working closely with students to build up this portfolio over the coming weeks.

Exam

The brief for this exam is issued in Jan 2024. Upon which the students are then allowed to select from the question choices.

The student will then work on this project gathering information and exploring their theme and ideas. They will trial these ideas in their next mock and then continue to develop their ideas in time to sit their 10-hour final practical exam in April.

It is important that the student keeps to tight deadlines regarding what aspect of the project needs to be completed by when. In doing so, we can ensure that they cover all the four AO's (Assessment Objectives).

Resources to help students revise and prepare:

- A weekly strategy plan for all the weeks leading up to the exam.
 - Exemplar work to study and inspire them.
 - Weekly Get Ahead or Catch-up sessions on a Wednesday after school.
- ALL WELCOME.

[Y11-PHOTO-TERM-3-COURSE-CONTENT-KO.223897287.pdf](#)

[Bing Videos](#) Photography effects

Photography Weekly Strategy sheet

https://novahreodacademy-my.sharepoint.com/:p:/g/personal/m_martin_novahreodacademy_org_uk/EZFsfNTi2IFHvplMs67MvCgBaugOTd5lqh2cpUbvKrM2kw?e=W6cAqZ

Grade 9 -AQA Photography Exemplar

https://novahreodacademy-my.sharepoint.com/:p:/g/personal/m_martin_novahreodacademy_org_uk/EeK0W7_r-ZVEilvkUuas56kBrRvIZ_WRWqSzdrPNSyAcnQ?e=WMZttj

Photography Check list

https://novahreodacademy-my.sharepoint.com/:w:/g/personal/m_martin_novahreodacademy_org_uk/EcQArRyKjyNOIUH0nzC5zwsB3yW-2tgnm708xmsWNISfYA?e=Qlb3My

The examinations:

Paper 1 (1hr 15 mins):

Component 3: Appraising 40%

Topics which will be covered in the exam:

This is a listening exam featuring 8 questions. There will be 2 questions based on each area of study:

AoS 1 Musical Forms and Devices (including a set work)

AoS 2 Music for Ensemble

AoS 3 Film Music

AoS 4 Popular Music (including a set work)

One of these questions will be an essay question where you will need to evaluate a piece of Music using MADTSHIRT

Melody

Articulation

Dynamics

Tempo

Structure

Harmony

Instrumentation

Rhythm

Texture

Resources to help students revise and prepare:

BBC Bitsize revision:

[GCSE Music - Eduqas - BBC Bitesize](#)

[Focus on Sound | Focus on Sound](#) This will be used for homework. It also has lessons you can use for revision.

[WJEC/Eduqas GCSE Music Revision Guide - Revised Edition - Illuminate Publishing](#) This is the official revision guide from Eduqas.

Listen to songs at home and analyse them using MADTSHIRT. Get used to using the correct terminology.

Top tips for the exam:

- Read every question properly before answering
- Look at the scores and write down anything you notice i.e. 'write what you see'
- Use MADTSHIRT for the essay answer
- If you can't think of the technical term, use the closest word you can think of.
- Both of the set works are on the paper. Make sure you know your facts, these are free marks!
- Don't leave anything blank, have a go at every question.

The examinations:

Paper 1: Christianity – Religion and Ethics (*Paper code: 1RB0/1A–1G)

Written examination: 1 hour and 45 minutes

50% of the qualification

102 marks

Paper 2: Islam – Religion, Peace and Conflict (*Paper code: 1RB0/ 2A–2G)

Written examination: 1 hour and 45 minutes

50% of the qualification

102 marks

Topics which will be covered in the exams:

Students must study all four content sections for Christianity.

- Beliefs
- Marriage and the Family
- Living the Religious Life
- Matters of Life and Death

Students must study all four content sections for Islam.

- Beliefs
- Crime and Punishment
- Living the Religious Life
- Peace and Conflict

Assessment overview

- Students must answer all questions for the chosen religion.
- The assessment consists of four questions. Each question is numbered (a) to (d).
- The paper includes short open, open response and extended writing questions.
- 5% of the marks will be for spelling, punctuation and grammar and use of specialist terminology (SPaG)

Resources to help students revise and prepare:

- All of the content which will be assessed in these exams is available as assignments on Seneca which are labelled as “PPE1 revision”.
- All Y11 Religious Studies pupils will be given revision folders before PPE1. These will contain lesson booklets, links to revision resources, and links to recordings of most lessons from the Islam and Christianity beliefs and ways of life..
- Mr. Brown has made a range of flashcards which can be used to revise both units which will be assessed in PPE1. They can be found in files on Microsoft Teams
- There are packs of exam questions at the back of FE4 for all of the exam question types which you have studied so far. When you complete one of these questions, hand it in to your teacher who will give you individual feedback.

Top tips for these exams:

- Spend roughly 1 minute per mark (i.e. you should spend 5 minutes on 5 marks or 12 minutes on 12 marks question)
- Never leave a question unanswered
- Answer all the highest mark questions first (12 marks, then).
- Plan your answers with arguments for and against evidence to 12 marks questions.
- Use BBC Bitesize to revise content on there. [Christianity - GCSE Religious Studies - BBC Bitesize](#) and [Islam - GCSE Religious Studies - BBC Bitesize](#)